
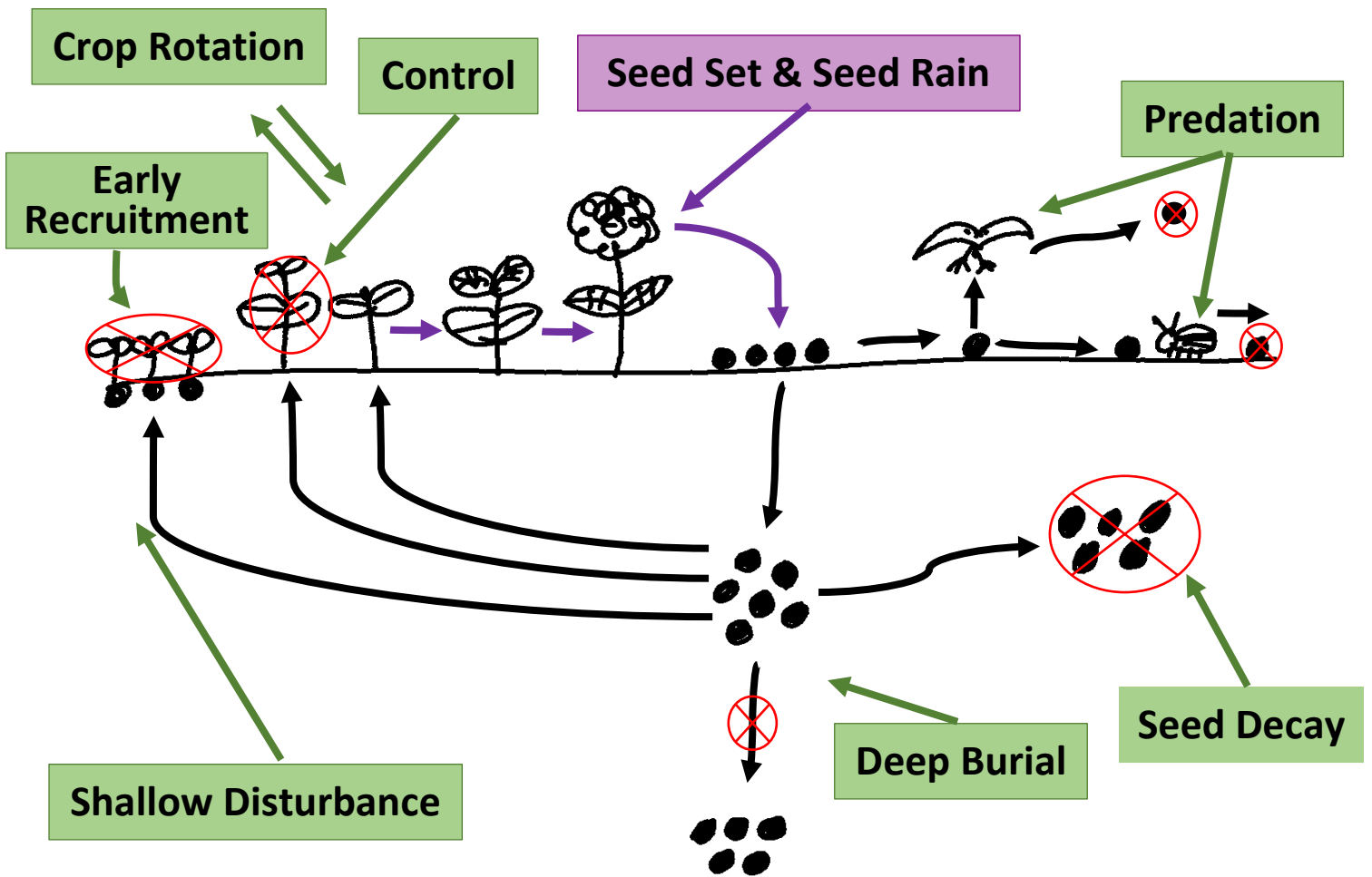


# Homegrown Horticulture

TIPS FOR SUCCESS IN YOUR OWN BACKYARD

## Weed Control Strategies

“Many small hammers...”





# Homegrown Horticulture

TIPS FOR SUCCESS IN YOUR OWN BACKYARD

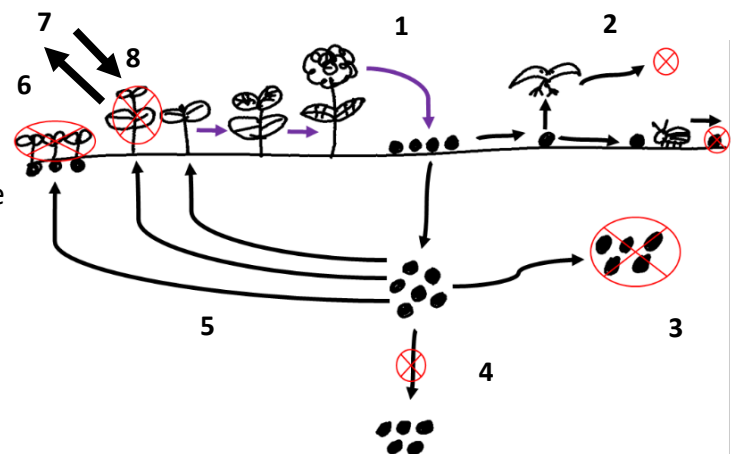
## Weed Control Strategies

When it comes to controlling weeds, there isn't one single way to beat them. The best way to control weeds is to chip away at the entire weed cycle. The principle is called "many small hammers", which suggests that you can make more overall progress by tackling the bigger problem using and encouraging a range of small strategies.

One of the first things to recognize is that there is a deep weed piggybank in the soil which is constantly "giving back" to your garden. Even if you control the weeds that grow, there are likely to be weed seeds that continue to germinate and grow for years

The overall key messages in this practice are to not add more seeds to the bank and do everything that you can drain the bank.

- 1. Stop the Rain** = Stop weeds from going to seed adding those seeds to the soil; This includes early control, as well as removing the plants and seeds before seeds get back to the soil
- 2. Predation** = Feeding on seeds by animals / insects
- 3. Seed Decay** = Seeds break down or rot in the soil without germinating
- 4. Deep burial** = Seeds don't reach the surface or can't germinate
- 5. Shallow Disturbance** = Bring shallower seeds to surface to be dealt with / Don't stir up the deep seeds
- 6. Early Recruitment** = Encourage germination to target the tender new seedlings
- 7. Crop Rotation** = Grow other crops that out-compete or allow other control choices
- 8. Control** = control the weeds that emerge before they flower and set seed



Some of the hammers you control; others you don't. However, they all help.

